

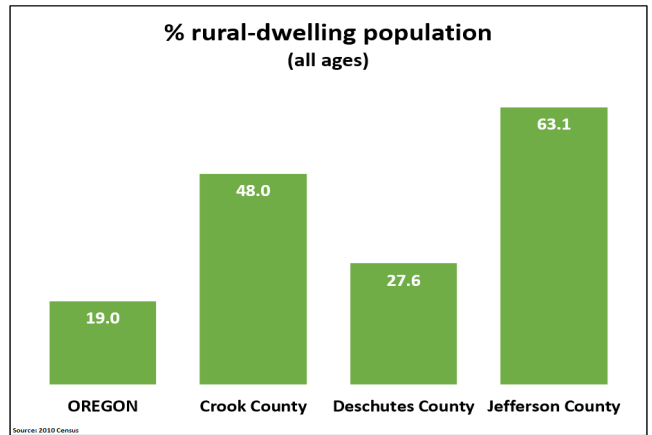
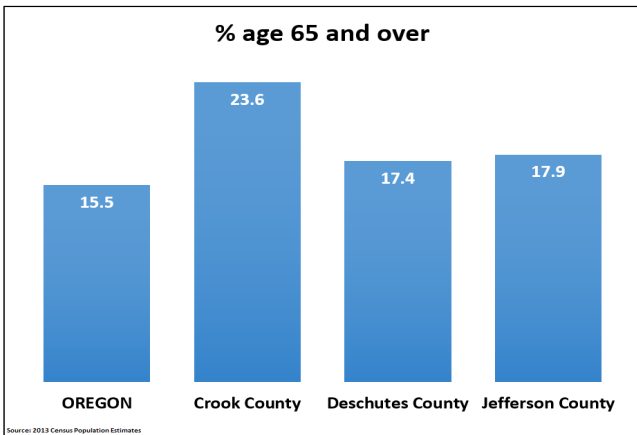
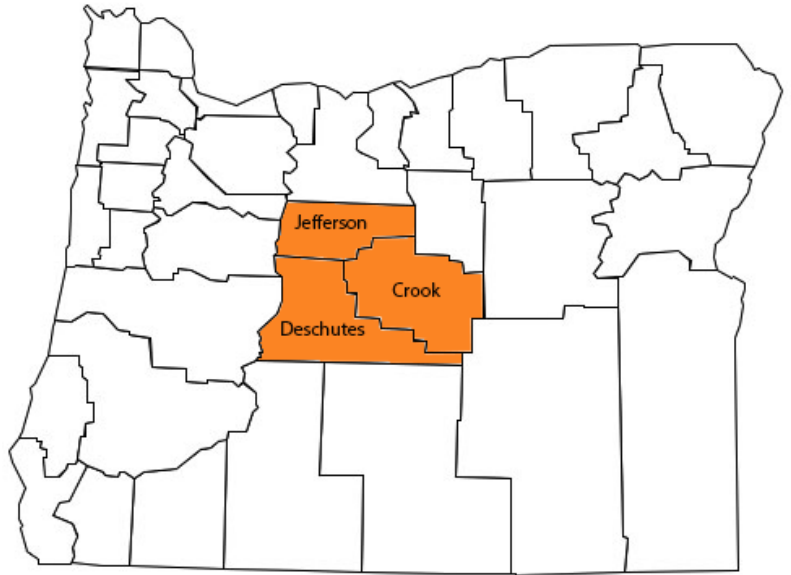
Crook, Deschutes, & Jefferson Counties Profile

Overview

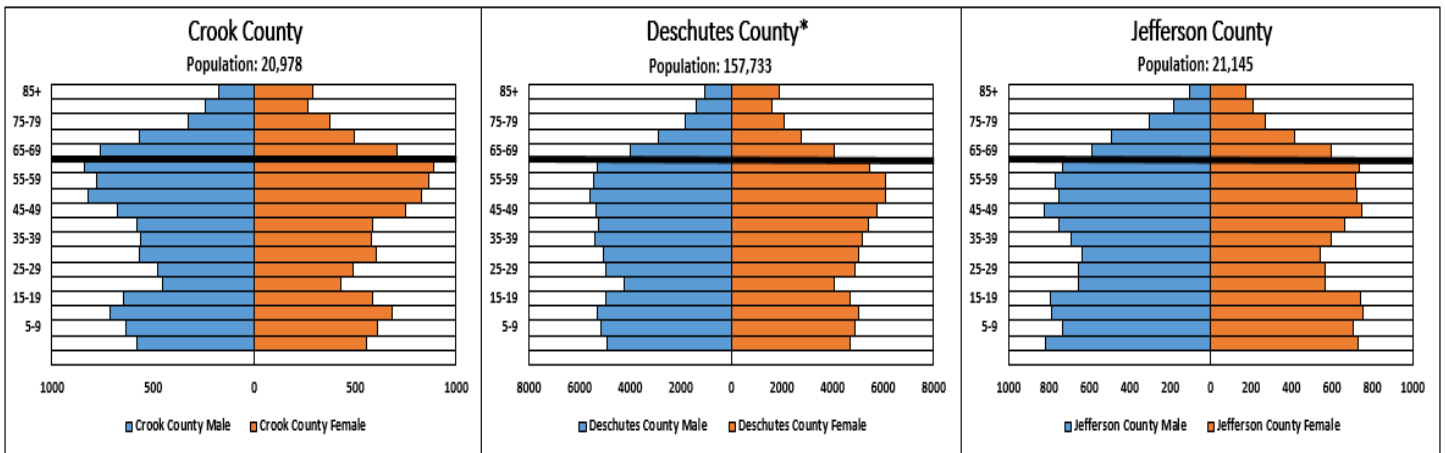
The area encompassing Crook, Deschutes, and Jefferson counties spans approximately 7,778 square miles.

Population

- ✓ Crook County has the smallest population at 20,978 and has the highest percentage of adults age 65 and over
- ✓ Deschutes County has the largest population at 157,733 - nearly 7 times that of Crook and Jefferson counties
- ✓ Jefferson County is home to the Warm Springs Indian Reservation and has the highest percentage of rural-dwelling population among the 3 counties



Population Distributions by Sex for Crook, Deschutes, & Jefferson Counties



Source: 2010 Census
 *Scale is 8x greater for Deschutes County

Older Adult Behavioral Health Needs

Table: How Crook, Deschutes, & Jefferson Counties Compare to Oregon Overall (adults ages 18+ except for OA suicide rate)

	Poor Physical Health Days (last 30 days)	Poor Mental Health Days (last 30 days)	Primary Care Physician Ratio	Mental Health Provider Ratio	% Severe Housing Problems	% No Social-Emotional Support	Older Adult Suicide Rate (per 100,000)*	% Excessive Drinking
OREGON	3.7	3.3	1105:1	299:1	20.0	16.0	22.9	16.0
Crook County	3.2	3.1	1495:1	797:1	16.0	18.0	27.3	13.0
Deschutes County	3.6	3.2	1034:1	403:1	21.0	14.0	24.3	17.0
Jefferson County	4.1	2.2	790:1	1812:1	19.0	14.0	**	19.0

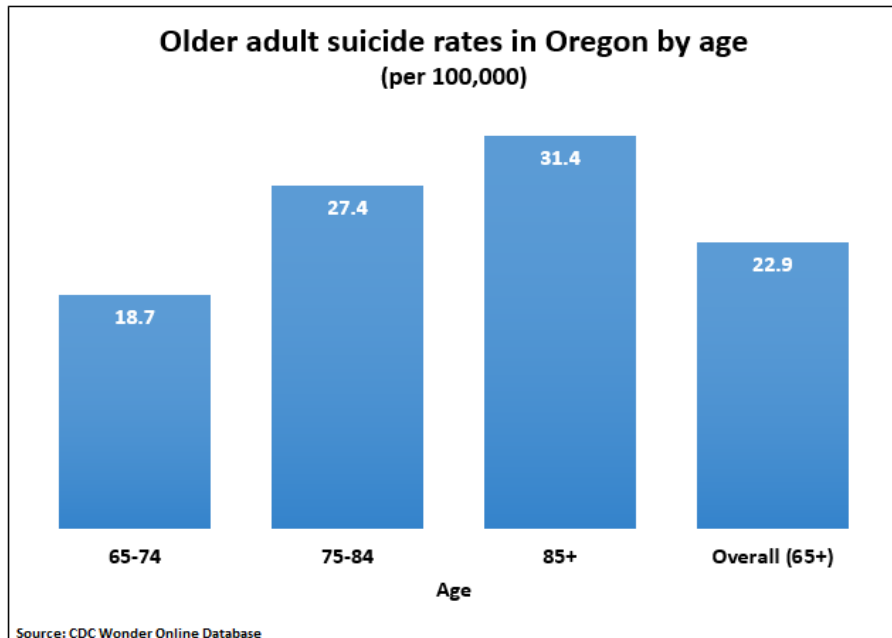
Source: County Health Rankings (2015)

*Source: CDC Wonder Online Database (2013)

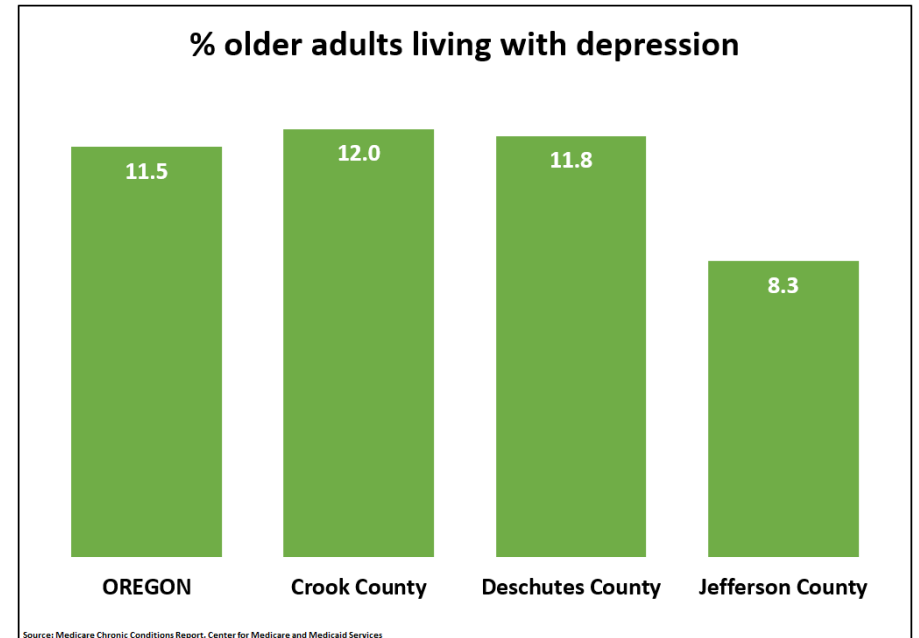
**Data not available

- ✓ **Crook and Jefferson counties have fewer mental health providers per person than Deschutes County and Oregon overall**
- ✓ **Crook and Deschutes counties have higher older adult suicide rates than Oregon overall**
- ✓ **Jefferson and Deschutes counties have a higher percentage of adults reporting excessive drinking than Crook County and Oregon overall**

Table Key	
	Same as average (OR)
	Higher than average (OR)
	Lower than average (OR)



Source: CDC Wonder Online Database



Source: Medicare Chronic Conditions Report, Center for Medicare and Medicaid Services